

Beanstack Instructions for Parents and Readers



TABLE OF CONTENTS

Creating an Account for you or your children	p.3
Logging Books for the Tots Program	p. 13
Logging Minutes	p. 19
To View Individual Programs	p.28
Forgot Password	p.34
Forgot Username	p. 37

CREATING AN ACCOUNT FOR YOU OR YOUR CHILDREN



Reading Programs and Recommendations
June 4 - July 28, 2018

Participate in our summer reading programs, earn prizes, and discover great books.

Get started by registering below.

Register an Individual or Family

Register a Class or Group

1. Go to <https://awlindesy.beanstack.org>.

* Select "Register an Individual or Family"



Start Over

Who would you like to register?

I am registering myself.


I am an adult registering a child.

2. Select whether you will be registering yourself or a child

- In this case, I am going to register as an adult registering a child (this has more steps so it will answer more questions).

Register Your Child for Reading Programs and Recommendations

Adult Information

First Name *	Last Name *
Jane	Doe
Username *  Available!	
JaneDoe	
Email	Phone Number (10 Digits - No Dashes) *
	6189853298
Password (At Least 6 Characters) *	Confirm Password *
.....



- 3. Enter all of the information you want.
 - Keep a copy so you do not lose this information!

Reader's Information

What is your child's name? *

Jennifer

whie

How old is your child? *

6

What grade level will your child be in this fall? *

Kindergarten

What is your child's gender?

Female

Would you also like to receive a book recommendation for your child each week?

The weekly book recommendations will show up on your child's *Recommendations* page and be sent to your email.

Yes, send me weekly recommendations.

Next

4, Fill in the information provided. We ask so many questions because it helps us figure out how many prizes to buy and and for what gender (children may choose from either prize no matter their gender).

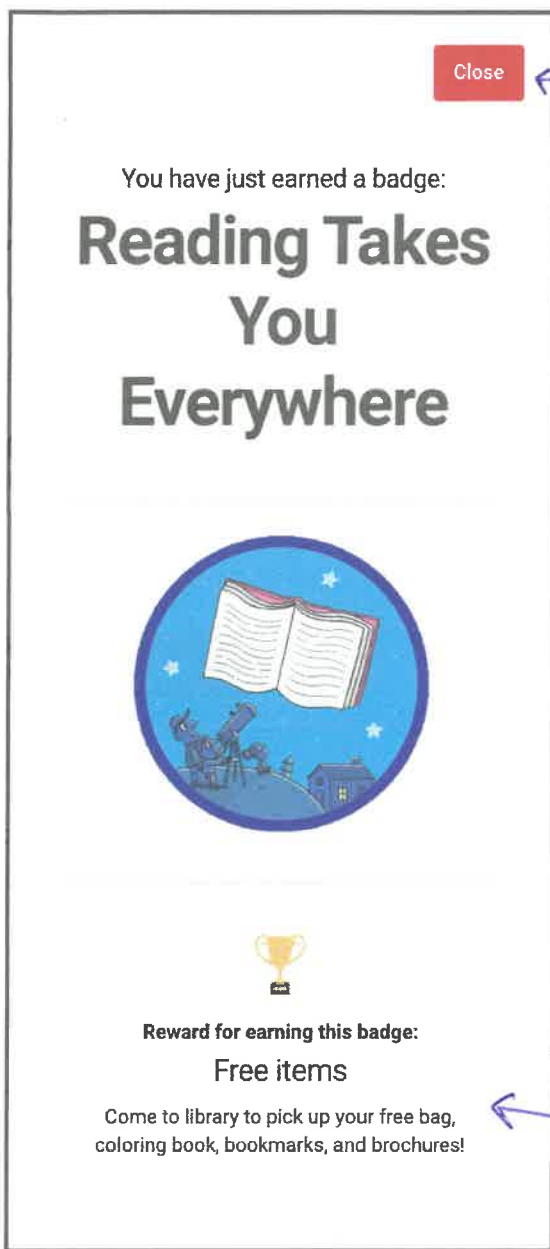
- Select "yes" if you want to receive weekly recommendations
- Select "next."

Which of our current reading programs would you like to register this reader for?

Reading Takes You Everywhere for Tots May 2, 2018 - Jul 28, 2018	Register
1,000 Books Before Kindergarten Ongoing	Register
Next	



5. Choose what programs you want your child to be a part of by clicking the "register" button.



6. When you do, you will see that your child earned a badge!
You will need to go to the library to pick up your free items (not all badges will earn prizes).
- Select “close” to leave the pop up.

Which of our current reading programs would you like to register this reader for?

The screenshot shows a registration form with two program options. The first option is "Reading Takes You Everywhere for Tots" with a date range of "May 2, 2018 - Jul 28, 2018" and a "Registered!" button. The second option is "1,000 Books Before Kindergarten" which is "Ongoing" and also has a "Registered!" button. A teal "Next" button is located below the options. Hand-drawn blue arrows point from the "Registered!" buttons to the right and from the "Next" button to the right.

7. Register by selecting each "register" button next to each program you are interested in.
- Select "Next" when you are all done registering.

Would you like to add another child?

The screenshot shows a question with two buttons: "Yes" and "No". Hand-drawn blue arrows point from the left towards the "Yes" button and from the left towards the "No" button.

8. When it asks this, click "yes" or "no." If you do have another child (select yes), then you will be repeating the whole process.
* I am going to select "no".

Great! You're all set up.

Continue



9. I am all set up-yay! Click "Continue."

Current Programs

1,000 Books Before Kindergarten

Ongoing Program

[Return to this Program](#)

Reading Takes You Everywhere for Tots

May 03, 2018 - July 28, 2018

[Return to this Program](#)

10. This will bring me back to all the programs that the child is enrolled in.

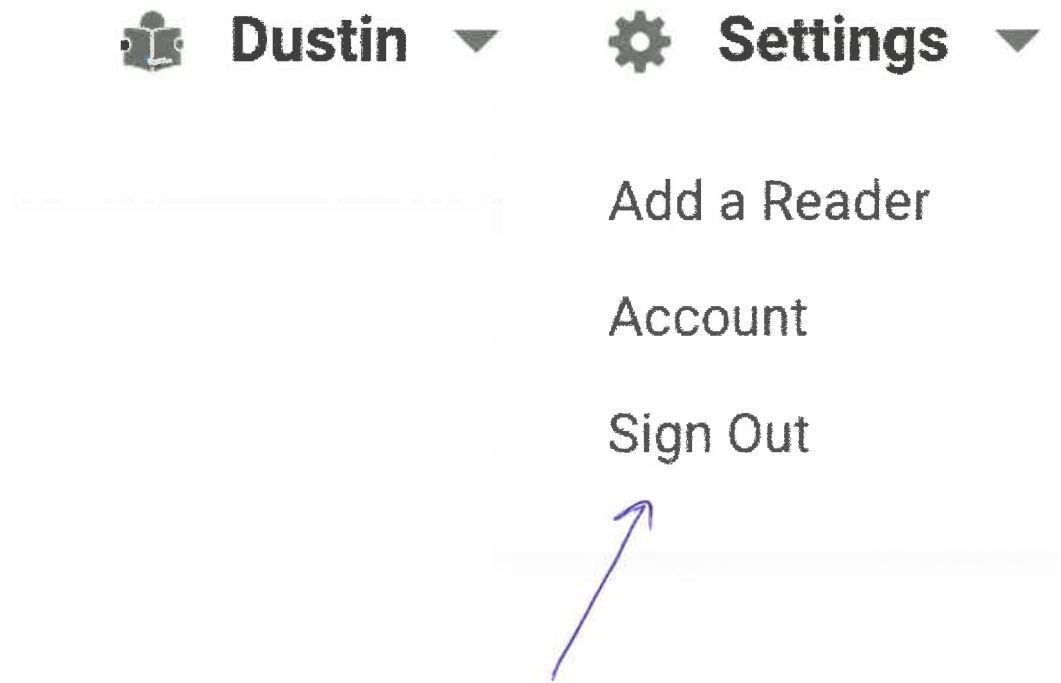


Dustin ▼



Settings ▼

11. To log out, click the drop down arrow by "settings" in the right top corner



12. Select "sign out" and you are all done!

LOGGING BOOKS for the TOTS PROGRAM

Anne West Lindsey
District Library

Reviews Share Code Sign In



Reading Programs and Recommendations

1. Go to <https://awlindesy.beanstack.org>.
 - Click "Sign In."



Sign In

Don't have an account? [Sign up for free.](#)

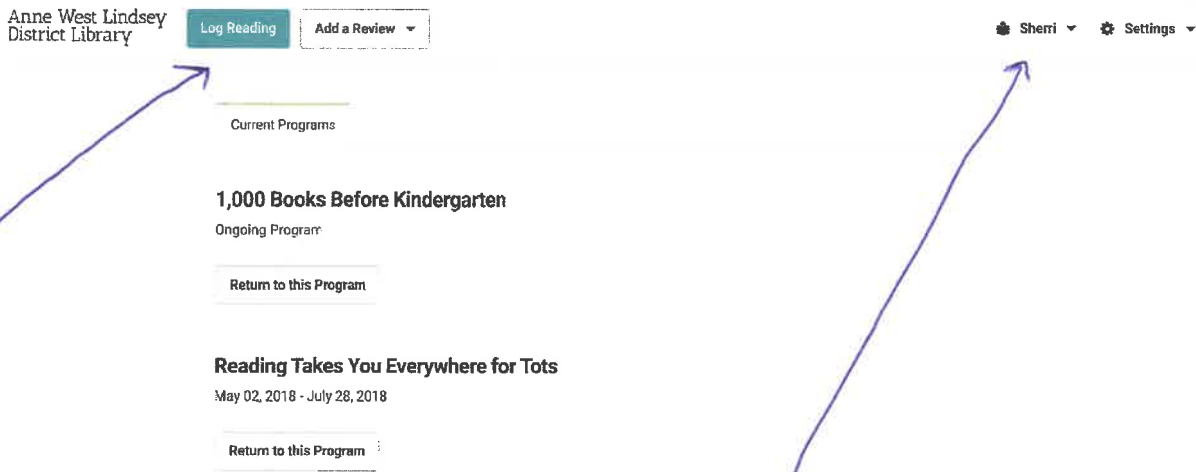
Username

Password

[I forgot my password.](#)

2. Enter your username.

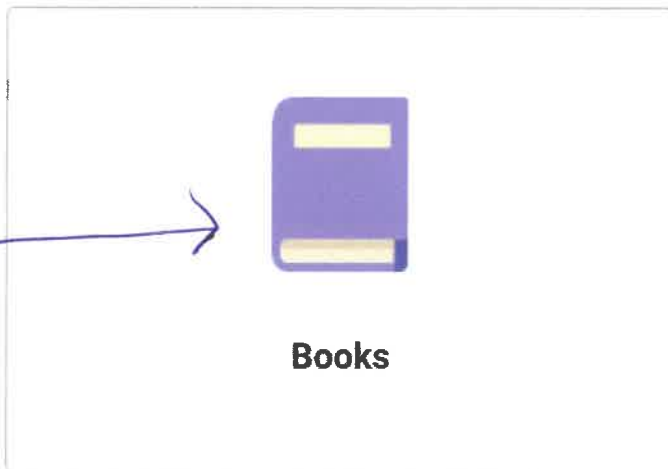
- Password is "beanstack" if you had a volunteer create an account.
- If you created it on your own, then enter your password.
 - Select "Sign in"



3. In this case, John Doe has one child enrolled named Sherri.

- To log the reading Sherri has done, he is going to select “log reading”

What would you like to log?



4. It asks “What would you like to log?” In this case the only option is “books” (since she is a toddler).

- Select “books.”

Log Reading

This book will be logged to Sherri's profile.

Select a day.

Days that have reading logged are marked with a green dot (●).

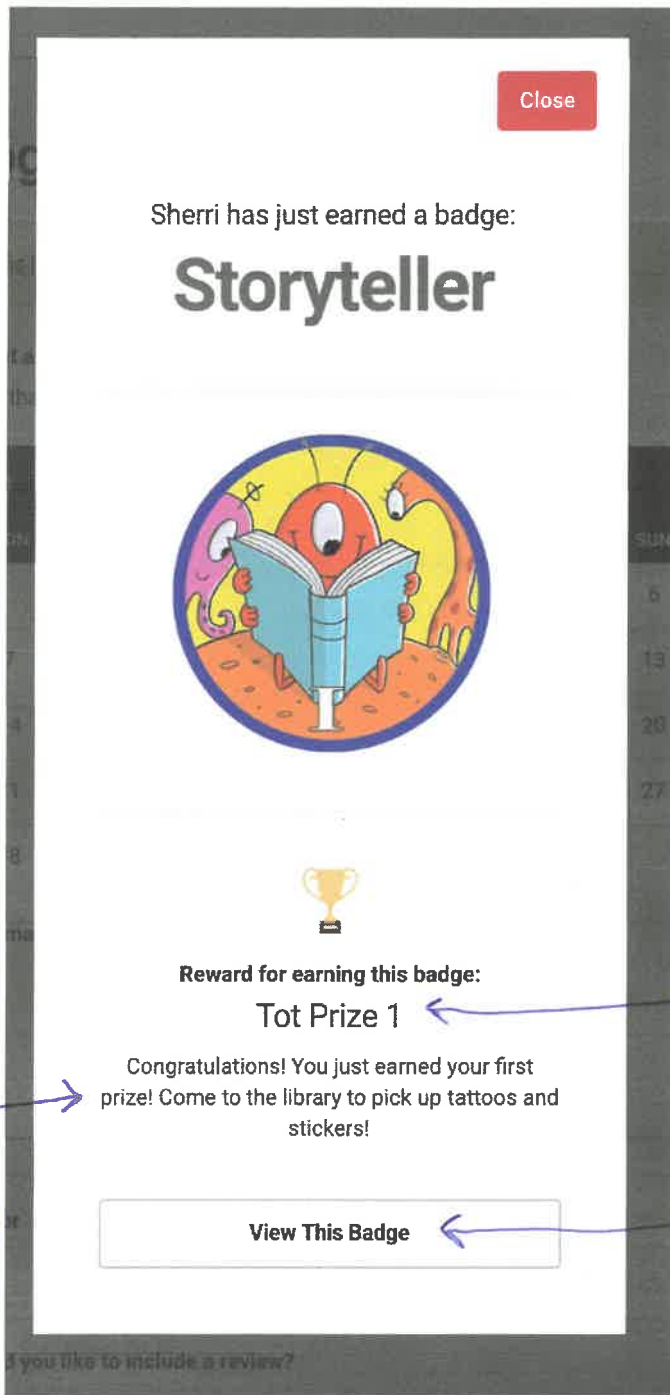
May 2018						
MON	TUE	WED	THU	FRI	SAT	SUN
	1	2 ●	3	4	5	6
7	8	9	10	11	12	13
14	15	16	17	18	19	20
21	22	23	24	25	26	27
28	29	30	31			

How many books were read?

5

Log Close

- 5. Select the day Sherri read.
 - Enter the number of books she read.
 - Select "Log" when finished



6. Whew-hoo! Sherri earned a badge! At the bottom of the notification, it lists:

- the prize number
- the prizes she will receive.
- To pick up her prize she must go to the library to redeem it.

* Select "View This Badge" to see how many badges she has earned.

Earned Badges



May 2, 2018

Storyteller

Earned for reading 5 books between May 2, 2018 - Jul 28, 2018 as part of Reading Takes You Everywhere for Tots



May 2, 2018

1 Book

Earned for reading 1 book as part of 1,000 Books Before Kindergarten



May 2, 2018

1000 Books Before Kindergarten

Registered for 1,000 Books Before Kindergarten



May 2, 2018

Reading Takes You Everywhere

Registered for Reading Takes You Everywhere for Tots

7. This shows all the badges Sherri has earned so far.

LOGGING MINUTES

Anne West Lindsey
District Library

Reviews Share Code Sign In



Reading Programs and Recommendations

1. Go to <https://awlindesy.beanstack.org>.
 - Click "Sign In."



Sign In

Don't have an account? [Sign up for free.](#)

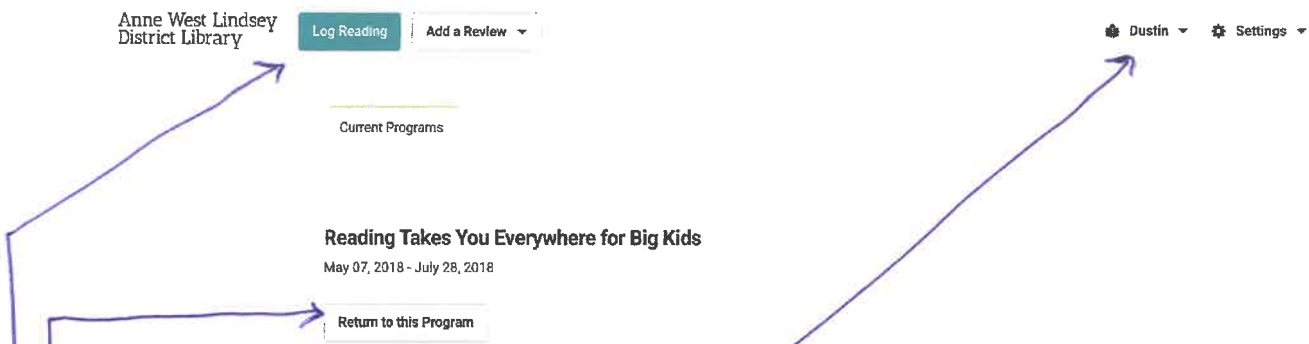
Username

Password

[I forgot my password.](#)

2. Enter your username.

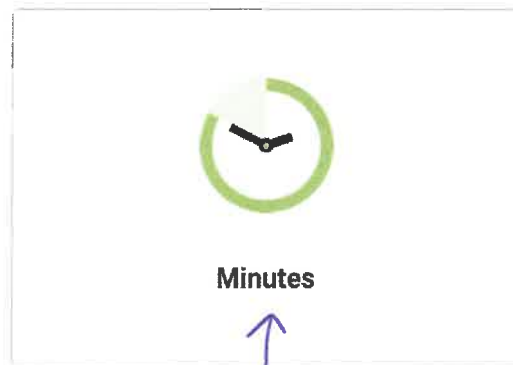
- Password is "beanstack" if you had a volunteer create an account.
- If you created it on your own, then enter your password.
 - Select "Sign in"



3. In this case, the child enrolled named Dustin.

- Dustin is enrolled in one program (Reading Takes You Everywhere for Big Kids)
- Dustin can "click" the program to find out more
- To log the reading Dustin has done, he is going to select "log reading"


What would you like to log?



4. Here, Dustin has the option of:

- Logging minutes
 - Click "Minutes."

Log Reading

 This time will be logged to Dustin's profile.

Select a day.

Days that have minutes logged are marked with a green dot (●).

May 2018						
MON	TUE	WED	THU	FRI	SAT	SUN
	1 ●	2	3	4	5	6
7	8	9	10	11	12	13
14	15	16	17	18	19	20
21	22	23	24	25	26	27
28	29	30	31			

Time Spent Reading

Title

Author

Would you like to include a review?

No



5. Dustin is going to fill out all of the information above (note how to type the time spent reading).

Log Reading

⚠ This time will be logged to Dustin's profile.

Select a day.

Days that have minutes logged are marked with a green dot (●).

May 2018

MON	TUE	WED	THU	FRI	SAT	SUN
	1 ●	2	3	4	5	6
7	8	9	10	11	12	13
14	15	16	17	18	19	20
21	22	23	24	25	26	27
28	29	30	31			

Time Spent Reading

3 h

Title

6. Dustin read 3 hours on Tuesday, May 2018 (note this is his first day entering minutes so the circle is black- if he reads more on the May 2nd, then May 1st will have a green circle and May 2nd will have a black circle).

Title



The screenshot shows a search interface. At the top, there is a text input field containing the text "To Kill a". Below this field, a dropdown menu is open, displaying three search suggestions: "To Kill a Mockingbird - Harper Lee", "To Kill a Mockingbird - Harper Lee", and "To Kill a Mockingbird - Lee, Harper". Below the dropdown menu, there are two buttons: a teal button labeled "Log" and a grey button labeled "Close". A blue hand-drawn arrow points from the left side of the page towards the search input field.

7. As Dustin starts typing the title of the book he is reading, the website will try to guess the title. Select the title if it is in the system (otherwise keep typing the title).

Time Spent Reading

3 hrs 0 min

Title

To Kill a Mockingbird

Author

Harper Lee

Would you like to include a review?

No

Log

Close

8. If the correct title is in the system, the the system will automatically insert the author.

- Children have the option of including a review (reviews are REQUIRED as a part of the TEEN program but NOT for the Big Kid and Tween Program).
- Select "Log" when the all of the information is filled.

Close

Dustin has just earned a badge:

Discover



Reward for earning this badge:

Big Kid Prize 1

Congratulations! You just earned your first prize!
Come to the library to pick up tattoos and stickers!

[View This Badge](#)

9. Woo-hoo! Dustini earned a badge! At the bottom of the notification, it lists:

- the prize number
- prizes he will receive (to pick up his prize he must go to the library).

Depending on the amount of time he spent reading, Dustin may not earn a virtual badge or prize every time he enters minutes or books.

* Select "View This Badge" to see how many badges he has earned.

Earned Badges



May 7, 2018

Discover

Earned for reading 1h
between May 7, 2018 - Jul 28,
2018 as part of Reading
Takes You Everywhere for Big
Kids



May 7, 2018

Reading Takes You Everywhere

Registered for Read Across
Southern Illinois Library
Competition



May 7, 2018

Reading Takes You Everywhere

Registered for Reading Takes
You Everywhere for Big Kids

10. This shows all the badges Dustin has earned so far.

TO VIEW AN INDIVIDUAL PROGRAM THE CHILD IS ENROLLED IN

Anne West Lindsey
District Library

Reviews Share Code Sign In



Reading Programs and Recommendations

1. Go to <https://awlindesy.beanstack.org>.
 - Click "Sign In."



Sign In

Don't have an account? [Sign up for free.](#)

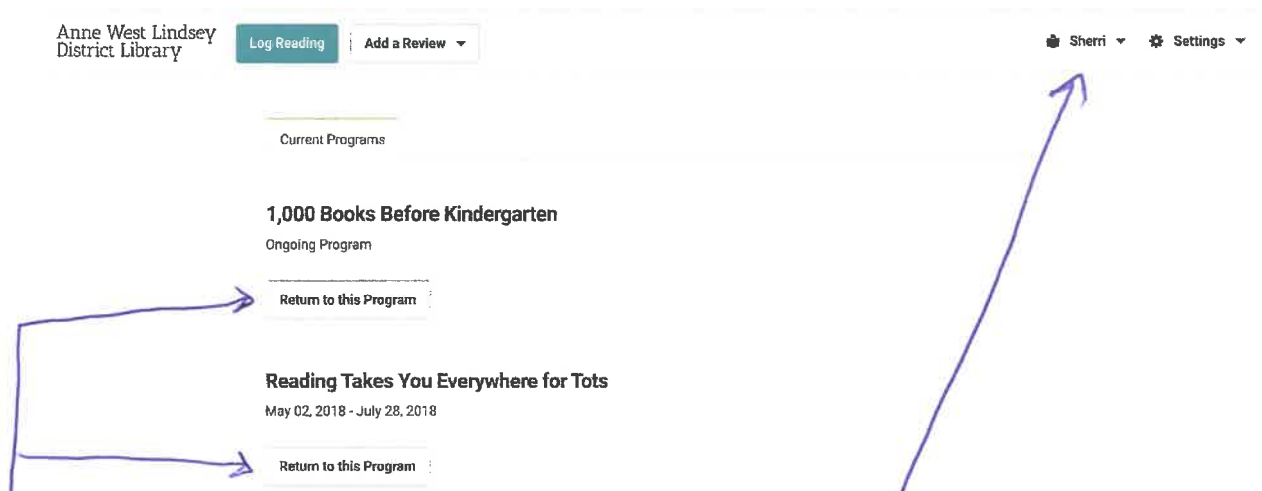
Username

Password

[I forgot my password.](#)


2. Enter your username.

- If you had a volunteer create an account for you, then the password is "beanstack."
- Otherwise, enter the password you created.
- Select "Sign in"



3. In this case, John Doe has one child enrolled named Sherri.

- To view the programs Sherri is enrolled in select “Return to this Program” under the program you wish to see.
 - In this case, Joe is going to select “1,000 Books Before Kindergarten”



The concept is simple, the rewards are priceless. Read a book (any book) to your newborn, infant, and/or toddler. The goal is to have read 1,000 books (yes, you can repeat books) before your precious one starts kindergarten. When a child has reached their 1,000 book goal they can have their picture taken at the library. The library will provide a cap, gown, and diploma for this event. Their picture will be displayed in the children's room!



Books Completed
5 of 1000

Logging Badges



Read 1 book



Read 50 books



Read 100 books

4. So this shows a little about the program, the number of books Sherri has read (when you log books/minutes it automatically applies to all the programs your child is enrolled in.

- In this case, it shows she has earned a badge for reading one book. Let's click on it to find out more.



Read 1 Book



Required Badge

5. Okay so this means it is a required badge- but there is NO prize (only a virtual badge).

FORGOT PASSWORD

*If a volunteer set up your account then your password is "beanstack"

Anne West Lindsey
District Library

Reviews Share Code Sign In



Reading Programs and Recommendations

1. Go to <https://awlindesy.beanstack.org>.
 - Click "Sign In."



Sign In

Don't have an account? [Sign up for free.](#)

Username

Password

[I forgot my password.](#)

2. Select "I forgot my password" (in green).



Forgot your password?

If you do not have an email attached to your account, you will need to visit or call your library to get help resetting your password.

Email Or Username

Reset Password

3. Enter your email or username.

- Select "Reset Password"
- If an email is attached, then you will receive an email with further instructions on how to reset it.

If no results come up email the library at beanstack.awlindsey@gmail.com (recommended) or call (at 618-985-3298) for further assistance.

FORGOT USERNAME

If you forgot your username, email the library at beanstack.awlindsey@gmail.com (recommended) or call (at 618-985-3298) for further assistance.